

Investigating the Influence of Entrepreneurship on Entrepreneur's Life

Maryam Gholami

MBA Directorate

Ahlia University, Manama, Bahrain.

E-mail: maryamgh@gmail.com

Lameea Al Tahoo

Department of Management, Marketing, and MIS

Ahlia University, Manama, Bahrain.

E-mail: laltahoo@ahlia.edu.bh

Received February, 2021; Accepted May, 2021

Abstract. This study aimed to explore the influence of entrepreneurship on some aspects of entrepreneur's life. Life aspects selected to be examined included personal growth, social relation and family life. The study has adopted quantitative approaches. Survey design where quantitative data was collected via a self-administrated questionnaire, which was piloted and distributed among female entrepreneurs. Sample included 97 young entrepreneurs participated in the study through convenient sampling. Responders were required to rank their perceptions of the influence of entrepreneurship on entrepreneur's life based on five-point Likert scale. Results were analyzed using SPSS. Descriptive statistics such as frequency, percentage, mean, standard deviation and general mean, as well as simple regression were used in the data analysis process. The results of the study found that entrepreneurship has influenced personal growth, social relations and family life of entrepreneurs with personal growth being the most influence.

Key words: Entrepreneurship, Entrepreneurs, Entrepreneur's Life

Type: Research paper



This work is licensed under a [Creative Commons Attribution 4.0 International License](https://creativecommons.org/licenses/by/4.0/).

DOI: 10.51325/ijbeg.v4i1.67

Introduction

Entrepreneurship is integral to establishing modern market economies since new firms mostly create disruptive innovations which generally improve productivity and competitiveness. The economic world has witnessed several financial crises over the years, and with the efforts for various economies, to recover from these crises, comes entrepreneurship. Entrepreneurship is seen as major factor contributing to recovery, and its encouragement and support has been a challenge ever since for many countries. It is not questionable that entrepreneurship contribute to economic growth and reduce unemployment. In addition, it is an attractive option for individuals who seek to do what they are passionate about those who favor flexibility and freedom. To the extent that, some have built their entrepreneurial activities to suit the life style they desire, hence the term life style entrepreneur, which means that entrepreneurs create a business around the kind of lifestyle they want, others however pointed to the fact that entrepreneurship can change life style because of its influences on every aspect of an entrepreneur's life, Taqi (2016). Entrepreneurship has been found to influence personal, social and family life (Gunnarsson et al (2017)). Others asserted that entrepreneurship affect entrepreneurs at multiple levels,

economic, personal, and social (Gimenze-Nada et al. 2011). Academics and policymakers have reached a consensus that entrepreneurship has a vital role in the growth and economic recovery process, yet the dynamics of the relationship between the entrepreneurship and leading a better life must be fully unfolded.

People generally turn to entrepreneurship to run their businesses in different areas due to several reasons. One of the most important reasons can be the idea of having a better life. Some enter it to changes their life, not just to make money. but also to change their life and their life style. Entrepreneurship has multifaced impact on people life. Entrepreneurship is one of the most important factors in productivity and growth. It, however, engages different aspects of owner life (Ghura H 2019). There for it is important to understand how does it, influence people life and in what aspect. Thus, the main purpose of this research is to examine how entrepreneurship influence entrepreneurs' life. Entrepreneurship assumed to make entrepreneurs more confident and satisfied by causing them to achieve what they have worked for, reduce risk, and meeting their scheduling targets and financial goals and providing better quality of life and an improved lifestyle.

Statement of the problem

It has become a known fact that entrepreneurship contribute to economic growth and reduce unemployment. Accordingly, many counties have been including entrepreneurship and supports for entrepreneurs in their visions and future plans, with the aim to enhance the economic growth where entrepreneurs have a significant impact on achieving this vision. This has led to an increase in the number of individuals entrepreneurs seeking support and starting new ventures. Many have been encouraged to start their entrepreneurship endeavor for the benefit of being self-employed and working for themselves in a flexible environment. Where it is true, that entrepreneurship offers such opportunity, however, entrepreneurship also influence entrepreneur's life at different levels. In countries, where there is still potential to expand the entrepreneurship ecosystem, the entrepreneurs' community faces plenty of changes and developments which affect their life to a great extent. (Cumming et al., 2014). Given the fact that people life and life styles are influenced by culture, then, studying the influence of entrepreneurship on the life of entrepreneur's worth considering. |Conducting such study. might shed light on the impact of entrepreneurship in different societies which could further enhance our understanding of entrepreneurship. This study will examine the entrepreneurship impact on entrepreneurs' life personally and socially. Understanding the impacts of entrepreneurship on different aspects of entrepreneurs' life will be a significant endeavor in this study and is beneficial to the young business planners. This research can motivate and encourage young and ambitious individuals to improve their understanding of entrepreneurship and its impact on their life. Such an understanding, might assist in overcoming difficulties encountered during the challenging entrepreneurship process. Plus, such study might also enlighten other researchers who seek deeper understanding of entrepreneurship.

The purpose of the research is to investigate the influence of entrepreneurship on entrepreneurs' life, at personal, social and family levels. Specifically, the study aims at answering the following questions: Does the entrepreneurship influence entrepreneur's

individual personal growth? Does the entrepreneurship impact entrepreneur's social relations? and does entrepreneurship impact entrepreneur's family life?

Literature review

Entrepreneurship is a rich and complex phenomenon and relatively speaking, a young field of study, can be viewed from several different angles. Entrepreneurship can be defined as a process of creating value by bringing together a unique combination of resources to exploit an opportunity (Gupta 2019). Entrepreneurship is not only about making money, but it is also about being flexible and creative which can lead to the definition of entrepreneurs (Masurel & Leonard 2015).

The research on entrepreneurship started for Economics and Managerial Sciences in the 16th century. This was while the first psychological papers were published about it with the original works of authors who were trying to explain the importance of individual and social factors as psychological motivations in the entrepreneurship area. They found out that risk-taking, imagination, power distances are success features. Also, increasing entrepreneurial propensity rate related to the possibility of achievement (Kalkan & Kaygusuz, 2012).

Entrepreneurship involves the behavior of exploiting opportunities as well as the creation of new venture, whether successful or not. Acs et al. (2018) defined the entrepreneur as a person with the vision to see innovation and the ability to bring it to market. Further he argued that entrepreneurs are the bridge between invention and commercialization. Because innovative ideas without entrepreneurship stay in the university laboratory, entrepreneurs such as Steve Jobs and Jack Ma are the ones who commercialize other people's innovative ideas. Entrepreneurs have a vision and try to fill a gap in the market by offering a product or a service to customers (Acs et al. 2018). This vision engages their personality and life. Moreover, distinguishing the small business owners who are driven by necessity and entrepreneurs who are driven by opportunity leads to different impacts on their lifestyle and vision. While entrepreneurs, such as traders or shop owners who perform a sort of small business management, are essential for creating jobs and income for their families.

The other definition of entrepreneurship says it is the kind of business strategy that aimed at job creation, social wealth, and income. This is done through the optimized use of creative resources. According to Ahmad and Seymour (2008). This is the entrepreneurial action in pursuit of the generation of value, through the creation or expansion of economic activity, by identifying and exploiting new products, processes or market. The entrepreneurship critical act is accomplished by completing to established or new business with existing or new supplies and services (Ahmed and Seymour 2008).

Entrepreneurship and entrepreneur life

Scholars' opinions about the entrepreneurship skills are different. Such skills or characteristics can be defined as the driving force of modernization, Entrepreneur to success, posses, similar driving forces. Barringer and Ireland (2019) describe the entrepreneur as a passionate, innovative, creative risk taker. Some authors suggest that entrepreneurs have special characteristics like innovation, risk-taking potential, and pro-activeness (Lassen and Gertsen 2006). These characteristics drive the individual

entrepreneur to persist during the journey of entrepreneurship. It also allows the individuals to control their destiny, and the challenges they face on day to day throughout the process contribute greatly to increase their **personal growth**. Innovativeness, in particular, is like a synonym to entrepreneurship. Innovation is defined as to how an organization can achieve sustainable growth. In line with the literature, innovation is defined as new products, new processes, new services including new use of established products, processes and services, new forms of organization, new markets and the development of new skills and human capital (Zhao, 2005). Both entrepreneurship and innovation are complementary and interact to help an organization to thrive. Their combination is vital to an organization's success in today's dynamic and changing environment. Furthermore, both entrepreneurship and innovation are not restricted to the initial stages of a new venture that innovation is the specific tool of entrepreneurship by which entrepreneurs exploit change. An entrepreneur paradigm is related to innovation. In other words, an entrepreneur is an innovator. It can be argued that innovation contributes to the growth of an economy because entrepreneurs produce innovations. Also entrepreneurs play an important role not only in the creation, but also in the commercialization of innovations. Bringing a new product or a service to the market provides numerous business benefits, survival of the venture, higher profits, and better market share (Gupta 2019). Therefore, with all these aforesaid definitions and contentions, innovativeness is considered as a critical element of entrepreneurship which can help companies or entrepreneur to adapt themselves to the rapidly changing environment, the process of adaptation and re-adaptation, play a major role in the **personal growth** of entrepreneurs. Entrepreneurship was found to be potential source of personal development, growth, and well-being. Entrepreneurship by its nature involves a lot of responsibility and accountability where the entrepreneur has the sole responsibility for the success of the business. It also involves dreaming big, and learning from mistakes, mechanisms that contribute to personal growth (Shir, 2015; Stephan 2018)

Further, uncertain environment plays an important role, which provides opportunities for a firm or individual entrepreneur to capture while they accept the risk (Alvarez and Barney, 2005). Jung (2015) defined it as behavior of deciding risky satiation and uncertain environment. According to Moradi (2019) the entrepreneurs make decisions carefully to catch opportunities. While, taking risks shows an entrepreneur's tendency level or well to enjoy uncertainties or challenging them boldly, if an entrepreneur is pro-active to grab the opportunities, risk-taking is meaningful, and in many ways worth the burden put as a result on the entrepreneur life.

According to the Global Entrepreneurship Monitor (GEM), of 2018, There are more than 582 million entrepreneurs in the world. Furthermore, an increasing number of people around the world continue to launch entrepreneurial ventures to establish themselves as entrepreneurs. The success of entrepreneurs depends largely on their imagination, vision, innovativeness, ability to take risks and sometimes dare traditional cultural and societal etiquettes (Moradi C 2019). Thus, impact personal growth as well as **social and family life**. Entrepreneurship is an essential element for the creation of jobs and overcoming the issue of unemployment and at the same time developing economic growth. In the last decade, entrepreneurship has been commonly known as a key driver underlying economic growth. (Acs et al., 2019). Entrepreneurship is necessary for economic activity and development. in any economy; some sectors, such as manufacturing, will not develop and

expand without it. In general, the importance of entrepreneurship in the economic growth of developing countries has a strong relationship with small businesses. Taqi (2016). Suggests that economic growth is considered to be one of the most significant factors of lifestyle which is affected by entrepreneurship, the researcher hypothesized that entrepreneurs experience diverse and complex activities that may lead to economic growth and consequently change entrepreneur's lifestyle, such change however, also impact the social wellbeing and **social relationships** of entrepreneurs Gunnarsson, et al. (2017).

How being an entrepreneur influence personal and social life was described by Gimenez-Nada (2011). and recommend taking precautions and strategies to maintain good life. . Issues of relate to influences of entrepreneurship on social life include but not limited to; finding time to socialize, dealing with instability in finances, lack of understanding by friends and relatives of the new demands of time for entrepreneurship. In addition to an increased stress level. [Gunnarsson](#) et al (2017) in a self -reported study about health and social life demonstrated an association between self-reported good health and good social life for entrepreneurs in small-scale enterprises.

Entrepreneurship is also about pro-activeness. Pro-activeness is a future-oriented disposition that allows entrepreneurs to forecast the future. Specifically, when they are supposed to make a strategic decision. The entrepreneur estimates future opportunities and market demands, before taking active behaviors. Kim, (2015) claimed that with pro-activeness, companies develop new products and attempt to find new opportunities in a highly uncertain environment. Same applies to entrepreneurs. The pro-active entrepreneurs compete more aggressively than the others. In other words, they are not just simply counteracting their competitors but also consistently trying to introduce some new services/product development and management techniques into their companies. That is, as Kim, (2015) defines pro-activeness, a tendency or behavior of actively participating in the market changes one step ahead of their competitors.

Entrepreneurship require a collection of technical skills (Gonçalves et al. 2017), as well as the combination of opportunities, talents, and resources. In order to be productive, the entrepreneur needs to become a leader to manage the business effectively and achieve the goals. Leadership and goals achievements provides ample opportunities for *personal growth* (Maria 2018).

According to the research by Marcketti et al. (2006), the entrepreneur's life quality improvement considered as a result of the business and it can improve the staff, customers, and the community's quality of life. The conceivable life-quality improvements of running a business have been examined only by few scholars according to the authors. They present a satisfying relationship between the interests of the family, on the one side, and interests of business, on the other as well as finding improvement of the entrepreneurs' life quality .

Many entrepreneurs find the concept of running own business can be attractive to handle work and family problems .as several studies have shown, entrepreneurs are dependent on family support, while they try to boost the business development. (Brush, 2010)

The issue of managing strategies in balancing business with family in general is a wide field, particularly in developing countries, (Adisa et al., 2017). The assumption that

entrepreneurs brings more freedom, remains an assumptions as many entrepreneur find themselves working longer house or 24 /7 (reference). Thus entrepreneurs may face several problems related to **family life**, firstly, the shortage of approaches for the combination of business and family generally, and especially how families can be organized to help entrepreneurs, and secondly, the

difficulty of monitoring and balancing entrepreneurs' work and family obligations, which is more difficult to solve. (Taqi 2016). Adisa et al (2017) , found that “entrepreneurs’ priorities ‘work’ ‘life’ and reveal that entrepreneurs have little desire for boundaries as they over work everywhere, which makes long working hours prevalent among them”. (Gimenez-Nada et al.,2011)

In summary, the behavioral attributes of entrepreneurs of innovation, goal setting, risk taking and proactivity are powerful attributes that characterize the entrepreneur and contribute to shaping their life (Barringer and Ierland, 2019). Entrepreneurship demands and challenges enhance the personal growth of entrepreneurs, impact social relationships, and wellbeing, as well as family life.

Based on the literature review, some dependent variables were identified for the purpose of this study, to examine their relationship to entrepreneurship as an independent variable. The selected dependent variable was: Personal growth, social relationship, and family life

Accordingly, the study hypothesis was formulated as follows:

- H0-1: Entrepreneurship has no influence on the entrepreneur's personal growth
- H-1: Entrepreneurship has an influence on the entrepreneur's personal growth
- H0-2: Entrepreneurship has no influence on the entrepreneur's social relations.
- H-2: Entrepreneurship has an influence on the entrepreneur's social relations.
- H0-3: Entrepreneurship has no influence on the entrepreneur's family life.
- H-3: entrepreneurship has an influence on the entrepreneur's family life.

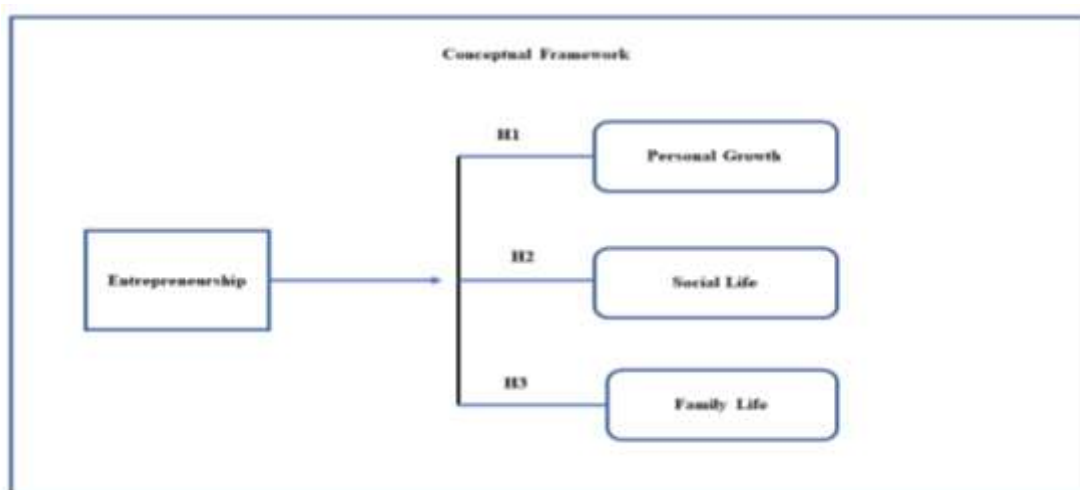


Figure 1: Research Conceptual Framework

Research design and methodology

To answer the research questions of the influence of entrepreneurship on entrepreneur’s personal and social life, a deductive approach was applied, which is concerning with hypothesis development according to the existing theory, and after that testing them based on the research strategy. Based on the purpose of this study, a descriptive research design was used to provides an empirical support for research question and hypotheses (Creswell 2009), A descriptive study is defined as a method which mainly aims at describing the state of activities or a population and their characteristics. One of the main characteristics

of this type of research is that the researchers do not have any control over the phenomena or activities which are investigated; they do not answer the questions about how or when or why such phenomena happened. According to Creswell (2008), the researchers can only report what has happened or what is happening and probably explain or justify such occurrence or occurrences. This research is not concerned with how or why something has happened but rather what has happened. Therefore, researchers survey tools used to collect data (Gall 2007).

In this research descriptive method is chosen to examine the impacts of entrepreneurship on selected variables in entrepreneurs' lifestyles and to answer research questions.

A quantitative approach to data collection was used to collect data relevant to research question. Leedy (2011) define the research methodology as the systematic measures employed by a researcher to start on the research project. The quantitative research approach works with both the quantification and examination of variables to gain outcomes. This includes the use and evaluation of numerical data employing different statistical strategies for responding to questions such as who, how much, what, when, how many, and how.

The qualitative research method is defined as the problem or phenomenon by collecting numerical data and assessing them by using a mathematical approach in special statistics.

The quantitative research method involves the collection of data so that information can be quantified and subjected to statistical treatment to support or refute alternative knowledge claims. This type of research method could start with the problem statement, creating hypotheses and research questions, studying related literature, and analyzing data through quantitative method. (Creswell 2003).

In summary, this study uses descriptive design, with quantitative method for data collection, with the aim to explore the relationship between the entrepreneurship as an independent variable to the selected dependent variable of personal growth of entrepreneurs, social relation, and family life

The primary data collection was collected adopting survey design through self-constructed questionnaire. Primary data is supported by secondary data the covers previously available data accumulated by other researchers and analysts. The questionnaire included five sections of questions. First were questions about demographic information, such as gender, age, academic degree, and also, it included yes or no questions about background. The next three parts measured the impacts of entrepreneurship on the dependent variable of the study: Personal growth, social relation, and family life.

The self-constructed questionnaire was validated. All the independent and dependent variables of the survey were confirmed through the validity test. Validity tests were carried through pilot study by giving the survey to ten participants in the area of entrepreneurship. Based on their responses, changes were made to the survey to ensue content validity and criterion validity and clarify the questions. Further, to ensure reliability, Cronbach's alpha test utilized for determining the accuracy of the survey components. It implies a reasonable accuracy in the testing instrument since the outcome is greater than 0.6. Parameters for the reliability of the Pilot study were given in the table 1.

Cronbach’s alpha is the most common test used to measure internal consistency. It was introduced by Kuderand Richardson (1937) and later generalized by Cronbach (1951) to account for any scoring method. Gliam (2003) applied the consecutive rule of thumb for the Cronbach 0 .9 Excellent, 0 .8 Good, 0.7 Acceptable, 0.6 Questionable, 0.5 Poor and less than 0.5 Unacceptable.

Table 1: Reliability Statistics

Indicator	N of Items	Cronbach’s Alpha
Entrepreneurship	4	0.988
Personal growth	6	0.980
Social relation	5	0.976
Family life	5	0.969

This table indicates that the Cronbach’s alpha had a high level of accuracy for each element, and this data distribution was normal so it could be used for other analyses. All variables received a score of 0.9 or above, which indicate high level of reliability.

Population & sampling

The research population is explained as a group of individuals or objects known with common characteristics. A particular population member usually has bending characteristics or common attribute which differ them from others. Since targeting the whole population is impossible for the researchers to apply in the study, a sample with specific criteria was used.

A sample is a smaller part of a whole population that is collected to establish factuality about that particular population (field 2005). According to Zikmun and Babin (2010), the sampling method has been divided into two categories: non-probability sampling and probability sampling. Every single item of the population can have the same chance to be added to the sample in probability sampling (Kothari 2004), while the selected items of the population are unknown in non-probability sampling.

This study applied the non-probability sampling method. The main reason for choosing this method is that selecting units in non-probability sampling is easier and quicker in comparison with others. This method has more possibility to evaluate how the sampled participant could represent the whole population.

Since the entrepreneur’s population is unknown, the Convenience sampling method was the best choice to apply for a certain subgroup of entrepreneurs. Accordingly, data collection is based on population members who are conveniently accessible for participating in the study. Various reports have mentioned that the countries of Gulf cooperation council have the highest number of women entrepreneurs. Therefore, a decision was made to limit the study to female entrepreneur. To calculate a suitable sample size, a sample size calculator was used as follows:

$$s = \frac{Z^2 \times (P) \times (1 - P)}{C^2}$$

Where:

Z= Z value (e.g. 1.96 for a 95 % confidence level);

P= percentage making a choice, expressed as a decimal (0.5 used for the sample size needed); and

C= confidence interval, expressed as a decimal (e.g. 04=+_4).

* The confident level =95%, the confidence interval=10, the population size is unknown, and the sample size found is 97.

77

The sample can be defined as a part of population, in other words sampling is that part of statistical practice concerned with the selection of an unbiased or random subset of individual observations within a population of individuals intended to yield some knowledge about the population of concern, especially to make predictions based on statistical inference.

Asa mentioned above, upon applying the sampling formula, the sample size of the study is 97 female entrepreneurs with 95% confidence level and 10% margin of error clearly, which is the representative of the whole population. The questionnaire was distributed to 120 participants, 94 returned with a response rate of 78%.

The Shapiro-Wilk test was applied for normality testing. Descriptive Analysis was used through the means and standard deviation. Also, simple regression analysis was applied test the hypothesis.

The descriptive analyze, will be used for different parts of the questionnaire.in the first section the demographic variables will be assessed by frequency and percentage.in the other section, independent and dependent variable relation will be measure by frequency, percentage, mean, standard deviation, and general mean. The simple regression test will test the research hypotheses.

Results and analysis

Results were analyzed using the statistical package for the social sciences (SPSS). Different statistical tests were used to make sense of the data collected. First, the consistency of the data was measured through Cronbach's alpha. This test measures the consistency in how closely a set of items are related as a group. The second test was the Shapiro-Wilk test, which was applied for normality testing. Third, descriptive Analysis was used through the means and standard deviation; this was done on the demographic variables to measure the amount of variation among the collected data. At the end, simple regression analysis was applied for hypothesis testing regarding the relationship between dependent variable and independent variables. The questionnaire was distributed to 120 women entrepreneurs, and the collection and valid questionnaire sheets were numbered 94.

The Cronbach's alpha results revealed Cronbach's >0.9 , which is according to Gliem (2003) considered excellent reliability.

Table 1 above, shows the "Cronbach's alpha" for each variable had a high level of consistency, so these data were normally distributed and could be used for further analysis. As for validity, the independent and dependent variable of the survey has been confirmed through the validity test. The researcher used the pilot study to assess the validity by distributing the survey to 10 women entrepreneurs. The survey has been adjusted according to their comments. Testing of normality was done through the Shapiro-Wilk test due to the size of the sample.

Table 2: Tests of normality

Indicator	Shapiro-Wilk		
	Statistic	Df	Sig.
Entrepreneurship	0.912	5	0.488
Personal growth	0.935	5	0.635
Social relation	0.920	5	0.550
Family life	0.894	5	0.522

Table 2 presents a summary of the normality test results. The Shapiro-Wilk test was used since the sample was small. And if the significant value of the variables is less than 0.05, it shows the data distribution is not normal. Therefore, a non-parametric test will be used.

The descriptive analysis of demographics is presented in table 4.4, to illustrate the personal information frequencies and percentages, such as gender, age, degree, experience, and questions about background.

Respondents profile

In the demographic section of the survey (section 1), respondents' general information was collected in 11 important elements which will be presented in the following:

Table 3: Descriptive Analysis of Demographic Variables

Characteristics	Frequency	Percentage
1. Gender		
Female	97	100.0
Male	0	0.0
2. Age		

(18-24)	33	34.0
(25-34)	35	36.1
(35-44)	20	20.6
(45-55)	8	8.2
(+55)	1	1.0
3.Marital Status		
Single	50	51.5
Married	47	48.5
4.Nationality		
Bahraini	84	86.6
Other	13	13.4
5.Business Experience		
Yes	51	52.6
No	46	47.4
6.Education		
Secondary	25	25.8
Diploma	41	42.3
B.Sc.	15	15.5
Master	14	14.4
PHD	2	2.1
Others	0	0.0
7.Do you come from business family?		
Yes	37	38.1
No	60	61.9
8.Do you have business startup experience prior to this business?		
Yes	49	50.5
No	48	49.5
9.Number of employees		
(Less than 5)	67	69.1

(6-10)	12	12.4
(11-15)	11	11.3
(Above 15)	7	7.2
10.Your age when you started owning/ managing this business		
(18-24)	58	59.8
(25-34)	26	26.8
(35-44)	8	8.2
(45-55)	5	5.2
(+55)	0	0.0
11.How did you finance your business startup?		
(Personal Capital)	36	37.1
(Bank Loan)	32	33.0
(Shareholder)	4	4.1
(Family Investment)	25	25.8

Respondents related to gender were 100 % female as this research population is women entrepreneurs in Bahrain.

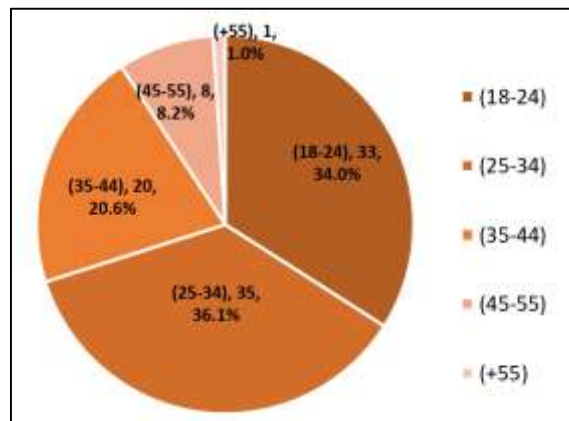


Figure 2. Age Distribution of participants of the study

According to figure 3 the highest number of respondents is at the age of 25-34 are 36.1%. The age group of 18-24 years old respondents' number is 34%. The participants of the age group of 35-44 in this survey are 20.6%. The age group of 45-54 is with the number of respondents 8.2%. And 1.1 % takes part in this survey at the group +55.

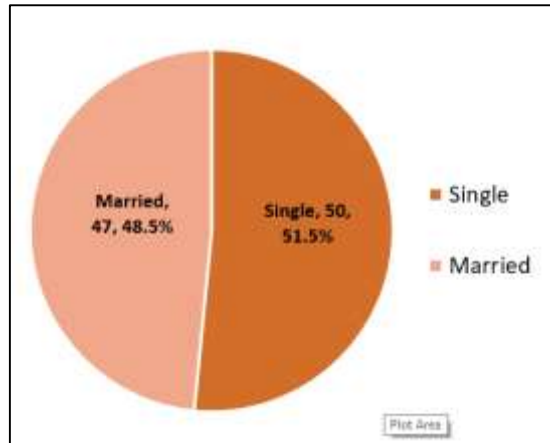


Figure 2. Marital Status of participants

Respondents are 51.5% single and 48.5% married According to the figure the majority of participants are single.

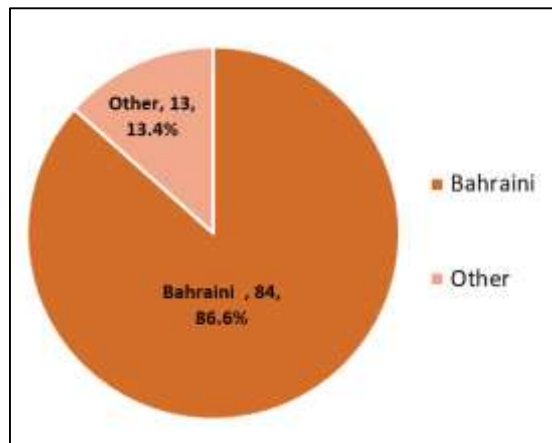


Figure 3. Nationality of participants

Majority of the respondents were Bahrainis and 13.4% of respondents were non-Bahraini.

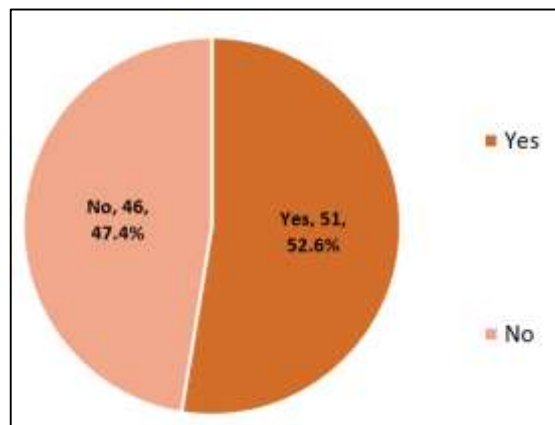


Figure 4. Having Business Experience

As the figure shows 52.6% respondents have business experience and 47.4% doesn't have any business experience.

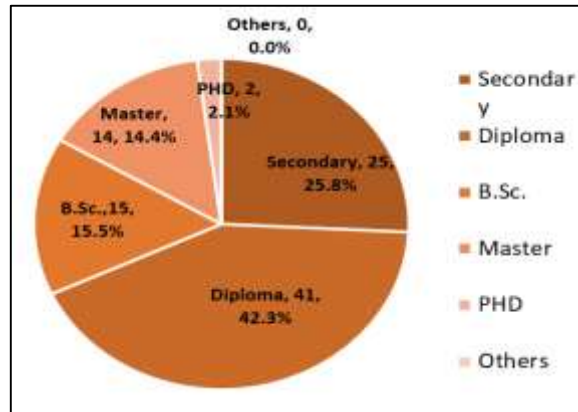


Figure 5. Educational background of participants in the study

The majority of the participants have diploma degrees as 42.3% percent whereas the number of those with a secondary degree is 25.8%. 15.5% have B.Sc., master's degree, while postgraduate degree holders make up 14.4%, and only 2.1% of the population has Ph.D.

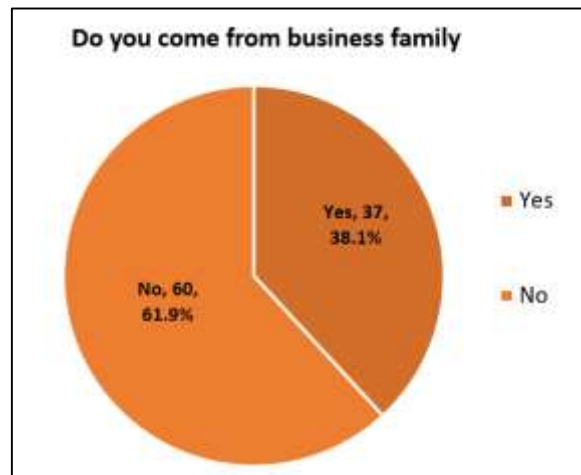


Figure 6. Family business background

As the chart shows 61.9% of participants do not come from family business owners and 38.1 participants are from business families.

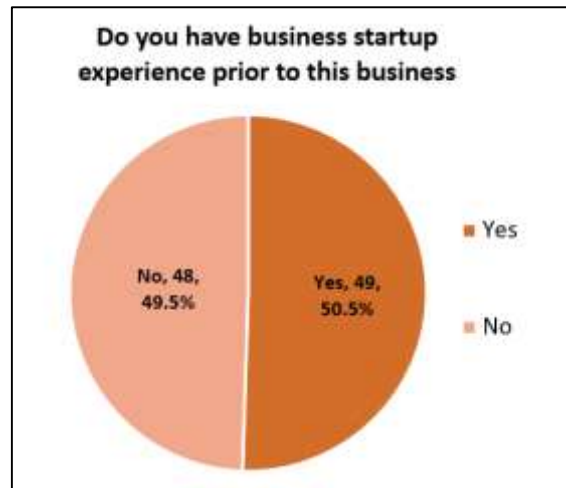


Figure 7. Business startup experience

The figure 7 shows 50.5% of participants have business startup experience prior to this business, while 49.5% do not.

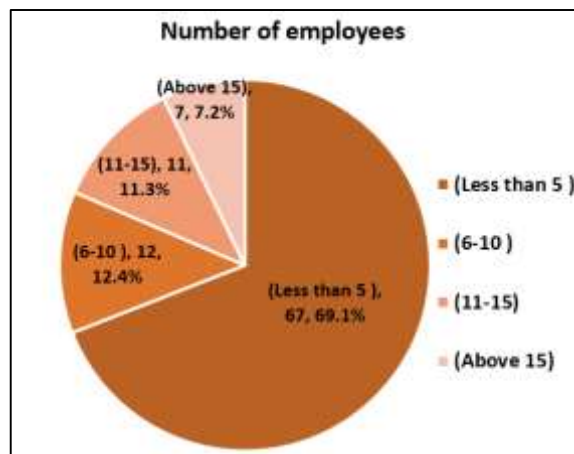


Figure 8. Numbers of Employees

This chart shows the number of employees of women entrepreneurs in Bahrain. The majority of entrepreneurs have less than 5 employees which includes 69.1% while 12.4% of women entrepreneurs have 6-10 employees, the other group of employees which is 11-15 covers 11.3% and only 7.2% of women entrepreneurs have above 15 employees.

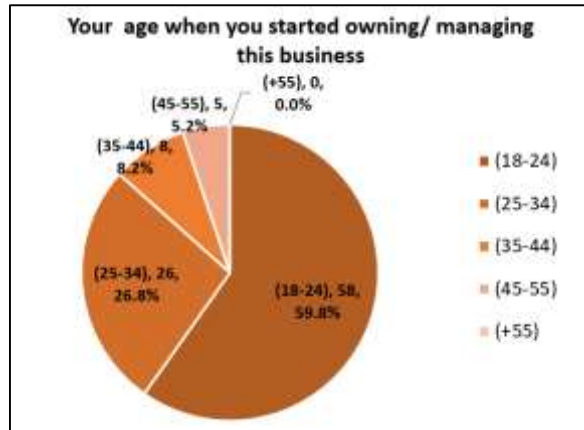


Figure 9. Ages of starting business

As figure 9 shows, the highest number of respondents were women entrepreneurs who started owning their business when they were 18-24, which is 59.8%, whereas 26.8% were 25-34. The participants of the age group of 35-44 included 8.2% and only 5.2% were 45-54.

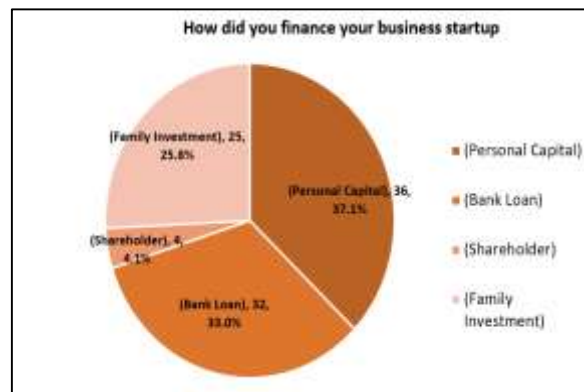


Figure 10. Source of Finance for business startup

According to figure 10, the highest number of respondents financed their business startup through personal capital with 37.1%. 33 Of respondents used bank loans. Family investment places 25.8% of the startup finance and only 4.1% financed their business startup by shareholder.

Descriptive statistical analysis

In this section frequency, percentage, mean, standard deviation, and general mean were assessed. The results of descriptive analysis are presented in the following subsections and tables.

Perception of Entrepreneurship

In descriptive analysis the independent variable is measured through four statements. The first statement measured the entrepreneurship role which motivates women entrepreneurs to learn new skills in Bahrain; the majority of the respondent agreed by 48.5 and 36.1%

strongly agreed and 15.5% said entrepreneurship motivates entrepreneurs to learn new skills. This statement means it was 4.206 and the standard division was 0.688.

The second statement assessed whether entrepreneurship is a highly desirable career option. The majority agreed with this statement by 50.5%. The mean was 4.021 and standard division of 0.849 to show that entrepreneurship is a highly desirable career option.

85

The next statement presented that the majority of the participant agreed by 50.5% and that entrepreneurs have strategic plans for developing the business. The mean is 3.907 and standard division is 0.76. The results show the importance of the entrepreneurship strategic plan for entrepreneurs. In the last statement 44.3% of respondents agreed that entrepreneurs take reasonable job-related risks; the mean was 3.928 and standard division was 0.840, indicating entrepreneurs take the related risk.

Table 4: Descriptive analysis related to perception of Entrepreneurship

#	Question	Answers							Mean	Std. Deviation
			Strongly Agree 5	Agree 4	Neutral 3	Disagree 2	Strongly Disagree 1			
Entrepreneurship (E)										
12	Entrepreneurship motivates entrepreneurs to learn	Freq.	35	47	15	0	0	4.206	0.688	
		%	36.1	48.5	15.5	0.0	0.0			
13	Entrepreneurship is highly desirable career option	Freq.	28	49	16	2	2	4.021	0.849	
		%	28.9	50.5	16.5	2.1	2.1			
14	Entrepreneurs have strategic plans for developing the business	Freq.	21	49	24	3	0	3.907	0.761	
		%	21.6	50.5	24.7	3.1	0.0			
15	Entrepreneurs take reasonable job-related risks	Freq.	26	43	23	5	0	3.928	0.840	

Personal Growth

This section included the first dependent variable assessment, which starts with finding results about Entrepreneurs control on their destiny. Most of the participants agreed by 46.4% and 15.5% strongly agreed. The statement mean was 3.608 and the standard deviation was 0.969.

The next statement tests that entrepreneurs face new challenges every day which increases their personal growth. Respondents agreed by 49.5% and strongly agreed by 33%. this statement has a mean of 4.082 and has a standard deviation of 0.881.

The following section measured that entrepreneurs become expert problem solver. The higher number of participants agreed by 47.4% and 24.7% strongly agreed. While 4.1% disagreed. this statement mean was 3.928 and standard deviation reached 0.803.

The next statement was assessed that entrepreneurship improves the entrepreneur’s personal power. The majority of respondents agreed with 40.7% and 24.7% strongly agreed. Also 27.8% of respondents have no comment and 6.2 disagreed. According to the results, the mean of this statement was 3.814 and the standard deviation was 0.912.

The next statement was testing that entrepreneurship leads to entrepreneur's self-development. The majority of participants agreed that entrepreneurship leads to entrepreneur’s self-development by 47.4% and 29.9% strongly agreed. in this statement 17.5% of participants chose natural and 5.2% disagreed. the mean was 4.021 and the standard deviation was 0.825.

The last statement of this section assessed entrepreneur’s ability to meet challenges. The respondent agreed by 45.4% and strongly agreed with 11.3%. 25.8% of the participant chose natural and 16.5 disagreed. The mean was 3.495 and the standard deviation was 0.932.

Table 5: Descriptive analysis related Personal Growth

#	Question	Answers							Mean	Std. Deviation
			Strongly Agree 5	Agree 4	Neutral 3	Disagree 2	Strongly Disagree 1			
Personal Growth (PG)										
21	Entrepreneurs control their own destiny	Freq.	15	45	24	10	3	3.608	0.969	
		%	15.5	46.4	24.7	10.3	3.1			
22	Entrepreneurs face new challenges every day which increase their personal growth	Freq.	32	48	13	1	3	4.082	0.881	
		%	33.0	49.5	13.4	1.0	3.1			

2 3	Entrepreneurs become expert problem solver.	Freq.	24	46	23	4	0	3.928	0.803
		%	24.7	47.4	23.7	4.1	0.0		
2 4	Entrepreneurship improves entrepreneur's personal power	Freq.	24	39	27	6	1	3.814	0.912
		%	24.7	40.2	27.8	6.2	1.0		
2 5	Entrepreneurship leads to entrepreneur's self-development	Freq.	29	46	17	5	0	4.021	0.825
		%	29.9	47.4	17.5	5.2	0.0		
2 6	Entrepreneurship increase ability to face challenges	Freq.	11	44	25	16	1	3.495	0.932
		%	11.3	45.4	25.8	16.5	1.0		

Social Relations

This section covers the impacts of entrepreneurship on social relations. The first statement found results that show "entrepreneurship Develops long term trusting relationship with others". 37.1% of the respondents agreed and 21.6% strongly agreed. 29.9% of them chose natural, while 7.2 disagreed and 4.1% strongly disagreed. In this statement, the mean was 3.649 and standard division 1.026.

This statement measured whether entrepreneurship increases the entrepreneur's social contribution. The majority of respondents agreed by 45.4% and 20.6% of them strongly agreed. While 21.6% presented "natural, 4.1% of the participant disagreed and 8.2% strongly disagreed. 3.660 was the mean and 1.102 was the standard division of this statement.

This statement followed measuring whether entrepreneurship put burden on their social relationships. The results show 47.4% agreed and 32% strongly agreed. While only 3.1% disagreed and the mean was 4.062, and standard division was 0.835, presenting a high level of reliability of these answers. The results justified entrepreneurs class level depends on their business development.

Regarding the next statement, that entrepreneurship weaken social relations, the majority of respondents agreed by 46.4% and strongly agreed by 12.4% but 6.2% disagreed and 7.2% strongly disagreed. The mean was 3.505 and standard division was 1.027.

Table 6: Descriptive analysis related to Social Relations

#	Question	Answers							Mean	Std. Deviation
			Strongly Agree	Agree	Neutral	Disagree	Strongly Disagree			
		5	4	3	2	1				
		%	11.3	45.4	25.8	16.5	1.0			
Social Relation (SR)										
27	Entrepreneurship led to development of long term trusting relationship with others	Freq.	21	36	29	7	4	3.649	1.026	
		%	21.6	37.1	29.9	7.2	4.1			
28	Entrepreneurship increase Entrepreneurs social contribution	Freq.	20	44	21	4	8	3.660	1.102	
		%	20.6	45.4	21.6	4.1	8.2			
29	Entrepreneurs put burden on social relations	Freq.	31	46	16	3	1	4.062	0.835	
		%	32.0	47.4	16.5	3.1	1.0			
30	Entrepreneurs weaken social relations	Freq.	12	45	27	6	7	3.505	1.027	
		%	12.4	46.4	27.8	6.2	7.2			
31	Entrepreneurs mostly meet inspiring and fascination people	Freq.	19	39	25	11	3	3.619	1.020	
		%	19.6	40.2	25.8	11.3	3.1			

Family Life

Moving to the third dependent variable, family life with 5 statements to test. The first statement result showed that 36.1% agreed and 17.5% strongly agreed that family members and friends must run a business together but 15.5% disagreed and 13.4% strongly disagreed. The statement had a mean of 3.289 and standard division of 1.292.

Regarding family arguments and business stagnation the result presented that the majority agreed with 44.3% and those strongly agreed made up 21.6%. While 4.1 disagreed 4.1%

strongly disagreed and the mean was 3.753 and standard division was 0.974. The result presented that Family arguments may lead to stagnation of a business.

The next statement tested that entrepreneurship leads to having less time for family. 46.4% of respondents agreed and 20.6 strongly agreed while only 10.3% disagreed. The mean of this statement was 3.773 and the standard division was 0.891. this result indicated entrepreneurship leads to have less time for family.

89

According to the result, of the statement related to stress, 37.1% of the participant agreed and 13.4 strongly agreed and 13.4 strongly disagreed with this statement which says: Entrepreneurship causes an increase in the stress within family. In this part, the mean was 3.443 and the standard division was 0.974.

The last statement of this section measured whether entrepreneurship challenges family life. 43.3% of participants agreed with this statement and 19.6% strongly agreed. Only 5.2% disagreed. The mean of 3.773 and standard division of 0.819 showed that entrepreneurship can challenge family life.

Table 7: Descriptive analysis related to Family Life

#	Question	Answers							Mean	Std. Deviation
			Strongly Agree 5	Agree 4	Neutral 3	Disagree 2	Strongly Disagree 1			
		%	19.6	40.2	25.8	11.3	3.1			
Family life (FL)										
32	Family members and friends must run a business together	Freq.	17	35	17	15	13	3.289	1.292	
		%	17.5	36.1	17.5	15.5	13.4			
33	Family arguments may lead to stagnation of a business	Freq.	21	43	25	4	4	3.753	0.974	
		%	21.6	44.3	25.8	4.1	4.1			
34	Entrepreneurship leads to having less time for family	Freq.	20	45	22	10	0	3.773	0.891	
		%	20.6	46.4	22.7	10.3	0.0			
35	Entrepreneurship causes increasing stress on family	Freq.	13	36	31	15	2	3.443	0.974	
		%	13.4	37.1	32.0	15.5	2.1			
36	Entrepreneurship can challenge family life	Freq.	19	42	31	5	0	3.773	0.819	
		%	19.6	43.3	32.0	5.2	0.0			

Hypotheses testing

In this study, hypotheses were related to assessing the impact of entrepreneurship (independent variable of the study) on four lifestyle elements (independent variables of the study) of entrepreneurs in Bahrain. The researcher applied the model as follows, for each type of element.

Model 1:

$$Personal\ growth = \beta_0 + \beta_{1\text{entrepreneurship}} + e_i$$

Model 2:

$$Social\ relation = \beta_0 + \beta_{1\text{entrepreneurship}} + e_i$$

Model 3:

$$Family\ life = \beta_0 + \beta_{1\text{entrepreneurship}} + e_i$$

Where β_0 : shows the consistent level of each group of elements without impact of entrepreneurship

Where β_1 : shows the impact of entrepreneurship

e_i : shows the other factors that affect each group of elements.

In the hypotheses test, simple regression has been used according to the non-parametric results of the data. Table 8, shows the independent and dependents variable relation, presents the measure of the simple regression.

Table 8: Simple Regression

Model	R	R Square	Adjusted Square	R	T-Test	Sig.	Accepted Rejected
Impact of entrepreneurship on Personal growth	0.987	0.974	0.966		10.661	0.002	Accepted
Impact of entrepreneurship on Social relation	0.976	0.952	0.936		7.717	0.005	Accepted
Impact of entrepreneurship on Family life	0.939	0.881	0.842		4.716	0.018	Accepted

Impact of entrepreneurship on personal growth

H0-1: entrepreneurship has no impact on the entrepreneur's personal growth

H-1: entrepreneurship has an impact on the entrepreneur's personal growth

As the above table presents, the impact of entrepreneurship on personal growth illustrated the existence of significant and positive impact since the $t\text{-test}=10.661$ and the $\text{sig}=0.002$, which are considered statistically significant.

This result supports hypotheses 2; H-2 is accepted and H0-2 is rejected

The "R" for the correlation level of entrepreneurship and personal growth presented that the entrepreneurship level enhancement impacts the personal growth level, signifying that their correlation is high. The "R square" value 0.974 presented that the independent variable prophesied the positive change in the dependent variable.

Impact of entrepreneurship on social relation

H0-2: entrepreneurship has no impact on the entrepreneur's social relations

H-2: entrepreneurship has an impact on the entrepreneur's social relations.

As the above presents, the impact of entrepreneurship on social relations illustrated the existence of significant and positive impact. While the $t\text{-test}=7.717$ and the $\text{sig}=0.005$, which are considered statistically significant. This result supports hypotheses 3; H-3 is accepted and H0-3 is rejected. The "R" for the correlation level of entrepreneurship and social relation presented that the entrepreneurship level enhancement impacts the social relation level, signifying that their correlation is high. The "R square" value 0.952 presented that the independent variable prophesied the change in the dependent variable.

Impact of entrepreneurship on family life

H0-3: entrepreneurship has no impact on the entrepreneur's family life

H-3: entrepreneurship has an impact on the entrepreneur's family life

As the above tables presents, the impact of entrepreneurship on family life illustrated the existence of significant and positive impact since the $t\text{-test}=4.716$ and the $\text{sig}=0.018$, which are considered statistically significant. This result supports hypotheses 4; H-4 is accepted and H0-4 is rejected

The "R" for the correlation level of entrepreneurship and family life presented that the entrepreneurship level enhancement impacts the family life level, signifying that their correlation is high. The "R square" value 0.842 presented that the independent variable prophesied the change in the dependent variable.

In summary, all research hypotheses were accepted.

Conclusion and recommendation

This study examined the influence of entrepreneurship on the entrepreneur's life from the perceptions of entrepreneurs. Aspects of life studied were personal growth, social relationships, and family life. The descriptive analysis of for the demographic's variable showed that participants were young women, with average educational background of high school or two years post high school diploma, most with previous experience in business. The study demonstrated that participants although mostly running a small business, they believe that they contribute to the economic growth. A fact that is confirmed by many authors. (Almus, 2000; Barringer and Ireland, 2019). Participants also perceive that entrepreneurship is a desirable career and that it is motivate them to learn, although it comes with risk.

The research hypothesized that entrepreneurship influences the personal growth of entrepreneurs, have an influence of social relationships, and influences the family life of entrepreneurs.

In agreement with previous research (Marcketti et al, 2006) results indicate that entrepreneurship impact life and quality of life. Results analysis showed that entrepreneurship had influences the three variables examined. personal growth was found to be the most affected with high correlation value. This confirms previous findings of researchers who examined the impact of entrepreneurship on entrepreneur's wellbeing (Shir, 2015). The relationship of entrepreneurship to social relationship, had a reasonable regression level reflecting a positive relationship between entrepreneurship and social relation, indicating that entrepreneurship, put a burden on social relationship. Similar findings were stated by ([Gunnarsson](#) et al (2017)). It is worth mentioned that, in this study family life less affected than social relationship and personal growth. This could be explained but culture differences. The site of study, Bahrain is a collectivist culture, where the group is the basic unit not the individual, and family ties are considered very essential to society. Nevertheless, the influence on family life, exists, and the hypothesis that entrepreneurship influence family life is accepted, as confirmed by previous researchers, ([Gunnarsson](#) et al., 2017; Mordi 2019). Family life of people engaging in entrepreneurship venture, could face several challenges mainly due to the entrepreneurship demands for time and continues presence and concentration of the entrepreneur, as the sole responsible for the success or failure of the business.

Recommendations

This study showed that entrepreneurship impact personal growth, social and family life of entrepreneurs. The results although cannot be generalized due to its sample size, however, it can shed light on the possible impact on entrepreneurship on female's entrepreneur in Bahrain. The kingdom of Bahrain has gone a long way in encouraging entrepreneurship, with well established governmental and nongovernmental support. This has encouraged an increasing number of young individuals to enter the market thorough small business. Entrepreneurship, however can come with a burden on personal, social, and family life of entrepreneurs. Awareness of those influences could help a young female entrepreneur anticipate and deals with the challenges faced while starting and growing small business.

Thus, it is recommended that entrepreneurship education and training address all possible challenges and influences on entrepreneur's life, and provide suggested strategies to deal with them, which, could support the persistence and enhance sustainability of the business, examples could include time management, work-life balance strategies, and emotional intelligence.

It is recommended also that business motivators and supporters highlight the need for personal growth and life skills enhancement to increase the readiness of entrepreneurs appropriate coaching and mentoring. This can enhance the entrepreneur's ability to network, improve social relations and discovering potential partners.

Further training and adopting strategies for family-work life balance are essential. Entrepreneurs, when enter the business venture, believe they are creating a legacy for family, and the time boundaries between work and life could become blurry, which might affect family life and ultimately the business. Therefore, it is recommended to have a good understanding of the potential of negative impact, and to adopt various strategies for work life balance.

Lastly, future research could consider various strategies entrepreneur can use to alleviate the possible burdens on personal and family life and identify the best practices to do that. Future study could also consider both genders and identify how influences differ in different societies.

Research limitations

As any other research, this research is not without limitation. The data collection tool used was in English language, although English is common in the site of study, however, language factor cannot be ignored, it could have affected the understanding of participants of some items of the questionnaire. Sample size also might not allow for generalization. A future study with more sample and better representation of various categories of entrepreneurs based on factors such as age, ethnic background, educational level, could shed a better light on the influences of entrepreneurship on the life of entrepreneur in a given society.

References

- Ács, Z. J., Audretsch, D. B., Strom, R., & Strom, R. J. (Eds.). (2009). *Entrepreneurship, growth, and public policy*. Cambridge University Press. <https://doi.org/10.1017/CBO9780511805950>
- Adisa, T.A., Osabutey, E.L.C. and Gbadamosi, G. (2017). The implications of work-family balance among dual-earner couples: The case of medical practitioners in Nigeria, *Career Development International*, 22(4), 351-371. <https://doi.org/10.1108/CDI-09-2016-0154>
- Ahmad, N and Seymour, RG. (2008). Defining entrepreneurial activity: Definition supporting frameworks for data collection. OECD Statistics Working. <https://doi.org/10.2139/ssrn.1090372>
- Almajdoub, S. (2018). The Structural Constraints of Entrepreneurship in Bahrain. *Issue Brief*, 7.

- Almus, M. (2000). Testing Gibrat's law for young firms – empirical results for West Germany. *Small Business Economics*, 15, 1-12. SpringerLink. <https://doi.org/10.1023/A:1026512005921>
- Alvarez, S. A., & Barney, J. B. (2005). How do entrepreneurs organize firms under conditions of uncertainty?. *Journal of management*, 31(5), 776-793. <https://doi.org/10.1177/0149206305279486>
- Barringer B. R. and Ireland R. D. (2019). *Entrepreneurship: successful Launching New Ventures*. 4th edition. Bearson.
- Berg, B. L., & Lune, H. (2007). *Qualitative research methods for the social sciences* 6th edition. Pearson;
- Bin, B. S., & Park, J. K. (2002). An empirical study on the success factors of a small business starting-up. *The Korean Small Business Review*, 24(3), 135-158.
- Birley, S. (2001). Owner-manager attitudes to family and business issues: A 16 country study. *Entrepreneurship theory and practice*, 26(2), 63-76. <https://doi.org/10.1177/104225870102600204>
- Creswell, JW. (2009). *Qualitative, Quantitative, and Mixed Methods Approaches*. 3rd Edition.
- Cronbach, LJ. (1951). Coefficient alpha and the internal structure of tests. *Psychometrika* 16, 297–334. <https://doi.org/10.1007/BF02310555>
- Cumming, D., Johan, S., & Zhang, M. (2014). The economic impact of entrepreneurship: Comparing international datasets. *Corporate Governance: An International Review*, 22(2), 162-178. <https://doi.org/10.1111/corg.12058>
- Ghura, H. (2019). *The interaction effect of formal and informal institutions on the development of entrepreneurial activity. A panel data analysis for emerging economies* (Doctoral dissertation, Brunel University London).
- Gimenez-Nadal, J. I., Molina, J. A., & Ortega, R. (2012). Self-employed mothers and the work-family conflict. *Applied Economics*, 44(17), 2133-2147. <https://doi.org/10.1080/00036846.2011.558486>
- Gliem, J. A., & Gliem, R. R. (2003). Calculating, interpreting, and reporting Cronbach's alpha reliability coefficient for Likert-type scales. Midwest Research-to-Practice Conference in Adult, Continuing, and Community Education.
- González-Pernía, J. L., Jung, A., & Peña, I. (2015). Innovation-driven entrepreneurship in developing economies. *Entrepreneurship & Regional Development*, 27(9-10), 555-573. <https://doi.org/10.1080/08985626.2015.1075602>
- Gunnarsson, Kristina and Josephson Malin (2017) Entrepreneurs' self-reported health, social life, and strategies for maintaining good health. *Journal of occupational health*. DOI:10.1539/joh.110017.
- Gupta, S. (2019). *Investigation of the barriers affecting innovation: A qualitative comparative study of Indian start-ups operating in high and low-to medium technology sectors* (Doctoral dissertation, Brunel University London).
- Jiang, F., Kim, K. A., Nofsinger, J. R., & Zhu, B. (2015). Product market competition and corporate investment: Evidence from China. *Journal of Corporate Finance*, 35, 196-210. <https://doi.org/10.1016/j.jcorpfin.2015.09.004>
- Kalkan, M. & Kaygusuz, C. (2012). *The Psychology of Entrepreneurship in Entrepreneurship–Born, Made and Educated*. Edited by Thierry Burger-Helmchen p.cm. <https://doi.org/10.5772/37216>
- Kothari, CR. (2004). *Research Methodology: Methods and Techniques*. New Age International, Analysis of covariance.
- Kuder, G. F., & Richardson, M. W. (1937). The theory of the estimation of test reliability. *Psychometrika*, 2(3), 151-160. <https://doi.org/10.1007/BF02288391>

- Lassen, A. H., Gertsen, F., & Riis, J. O. (2006). The nexus of corporate entrepreneurship and radical innovation. *Creativity and Innovation Management*, 15(4), 359-372. Los Angeles: Sage Publications, Inc. <https://doi.org/10.1111/j.1467-8691.2006.00406.x>
- Marcketti, S. B., Niehm, L. S., & Fuloria, R. (2006). An exploratory study of lifestyle entrepreneurship and its relationship to life quality. *Family and Consumer Sciences Research Journal*, 34(3), 241-259. <https://doi.org/10.1177/1077727X05283632>
- Masurel, E & Leonard JP. (2015). Entrepreneurial motivation and small business growth in Rwanda. *Journal of Entrepreneurship in Emerging Economies*, 7(3), 212-240. <https://doi.org/10.1108/JEEE-01-2015-0004>.<https://doi.org/10.1108/JEEE-01-2015-0004>
- Mordi, C. (2019). In Search of Perfect Boundaries? Entrepreneurs' Work-Life Balance. *Personnel Review*. 48 (6), 1634-1651. <https://doi.org/10.1108/PR-06-2018-0197>
- Sousa, M. J. (2018). Entrepreneurship skills development in higher education courses for teams leaders. *Administrative sciences*, 8(2), 18. <https://doi.org/10.3390/admsci8020018>
- Stephan, U. (2018). Entrepreneurs' mental health and well-being: A review and research agenda. *Academy of Management Perspectives*, 32(3), 290-322. <https://doi.org/10.5465/amp.2017.0001>
- Taqi, N. (2016). The challenges facing women entrepreneurs: a study on gulf cooperation council (GCC) countries. Brunel University London: Brunel Business School Theses.
- Zhao, F. (2005). Exploring the synergy between entrepreneurship and innovation. *International Journal of Entrepreneurial Behavior & Research*, 11(1), 25-41. DOI: 10.1108/13552550510580825. <https://doi.org/10.1108/13552550510580825>